

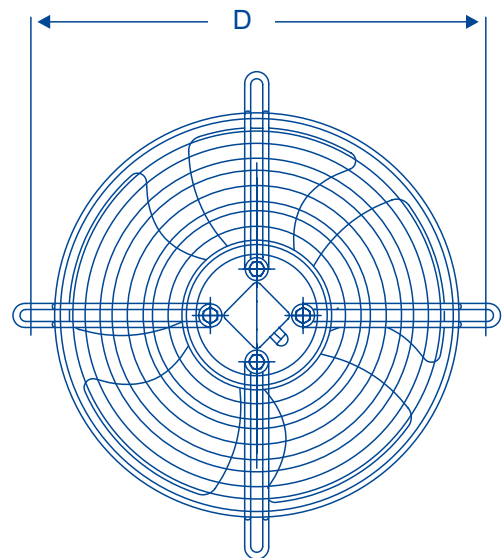
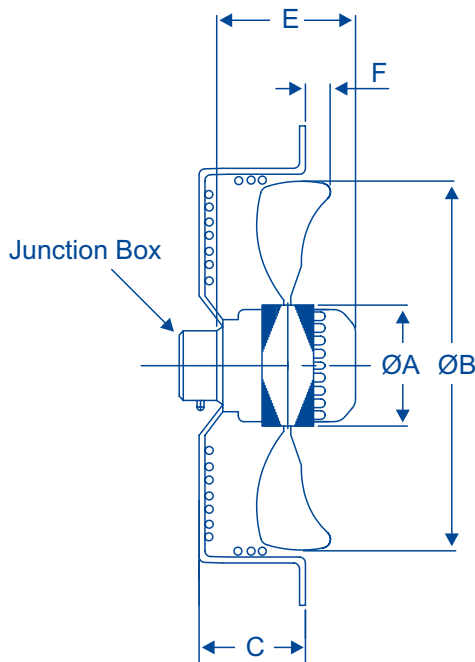
Axial Fans

mm	Model	Supply VAC	No of Poles	Power W(input)	Current A	Speed RPM	Air Volume m ³ /hr	Cap. µF
Ø 300	AMV 2D-300	380	2	110	0.30	2500	1800	***
	AMV 2E-300	220	2	110	0.70	2500	1800	3
	AMV 4D-300	380	4	60	0.15	1400	1460	***
	AMV 4E-300	220	4	60	0.25	1400	1530	3
Ø 350	AMV 4D-350	380	4	150	0.35	1360	3170	***
	AMV 4E-350	220	4	150	0.70	1360	2973	4
	AMV 6D-350	380	6	91	0.30	950	2100	***
	AMV 6E-350	220	6	91	0.42	950	2000	3
Ø 400	AMV 4D-400	380	4	180	0.42	1380	4500	***
	AMV 4E-400	220	4	180	0.80	1380	4400	6
	AMV 6D-400	380	6	112	0.35	950	3200	***
	AMV 6E-400	220	6	112	0.50	950	3200	4
Ø 450	AMV 4D-450	380	4	250	0.52	1360	5507	***
	AMV 4E-450	220	4	250	1.15	1350	5600	8
	AMV 6D-450	380	6	160	0.40	920	4600	***
	AMV 6E-450	220	6	160	0.70	920	4600	6
Ø 500	AMV 4D-500	380	4	400	0.70	1300	6246	***
	AMV 4E-500	220	4	400	1.75	1300	6046	10
	AMV 6D-500	380	6	300	0.50	900	5800	***
	AMV 6E-500	220	6	300	1.20	900	5800	10

Ambient Temperature	Direction of Rotation	Protection	Approval
-25 °C to +55 °C	CCW	IP 54	CE

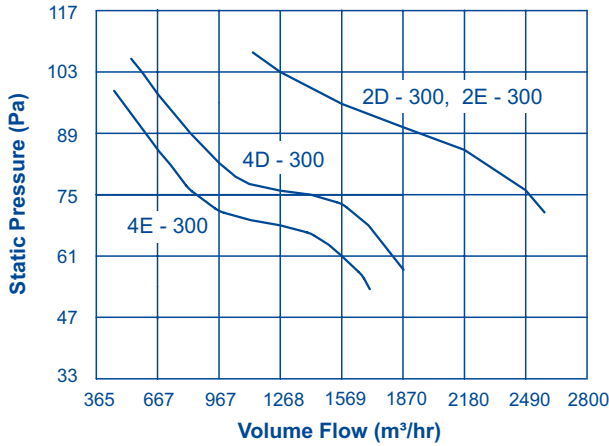
Axial Fan Dimensions

Model	Blade	Weight (kg)	Dimensions (mm)					
			A	B	C	D	E	F
AMV 2D-300	Straight	5	92	300	80	360	83	12
AMV 2E-300		5						
AMV 4D-300		5						
AMV 4E-300		5						
AMV 4D-350	Sickle	6	102	350	85	422	108	50
AMV 4E-350		6						
AMV 6D-350		6						
AMV 6E-350		6						
AMV 4D-400	Sickle	7	102	400	95	470	121	38
AMV 4E-400		7						
AMV 6D-400		7						
AMV 6E-400		7						
AMV 4D-450	Sickle	8	102	450	85	522	129	40
AMV 4E-450		8						
AMV 6D-450		8						
AMV 6E-450		8						
AMV 4D-500	Sickle	9	137	500	90	570	129	40
AMV 4E-500		9						
AMV 6D-500		9						
AMV 6E-500		9						

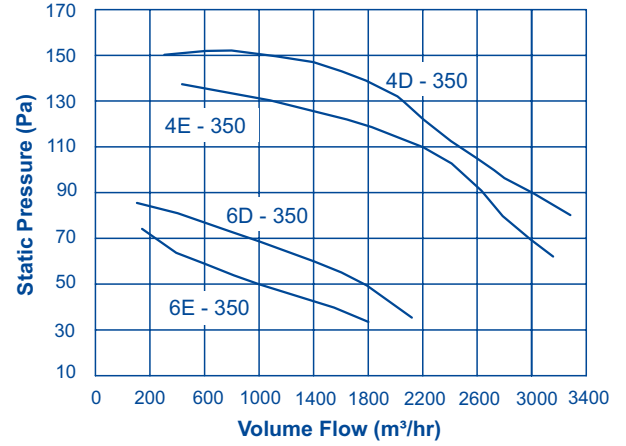


Axial Fan Performance Graphs

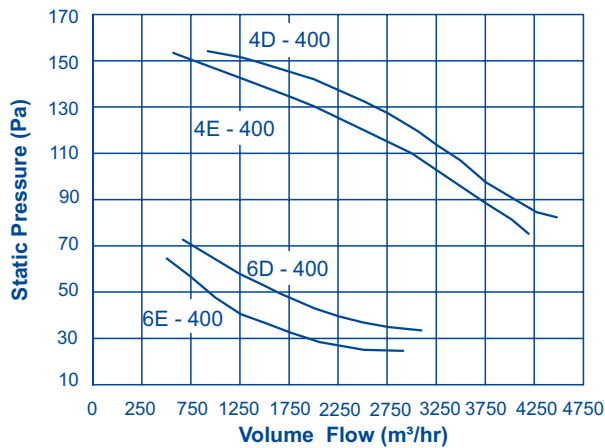
Axial Fan - Ø 300 mm



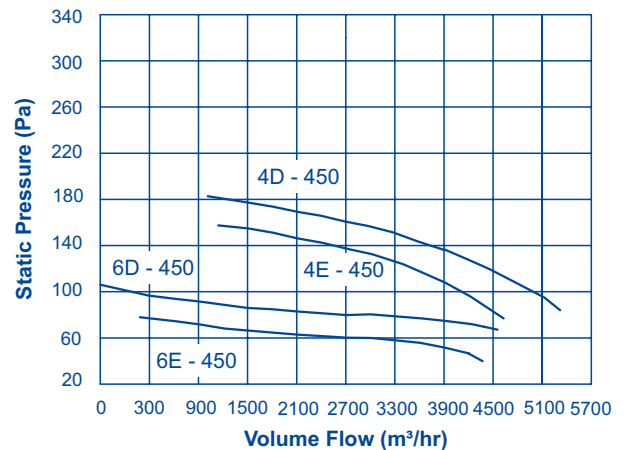
Axial Fan - Ø 350 mm



Axial Fan - Ø 400 mm



Axial Fan - Ø 450 mm



Axial Fan - Ø 500 mm

