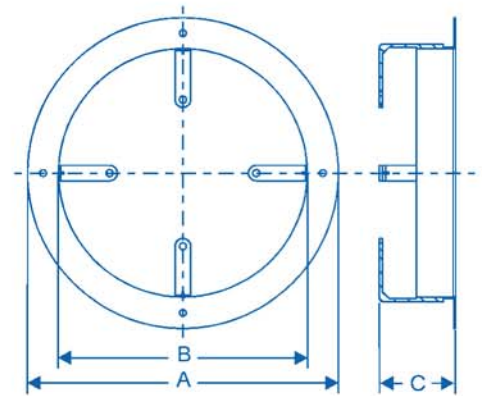


Wall Rings

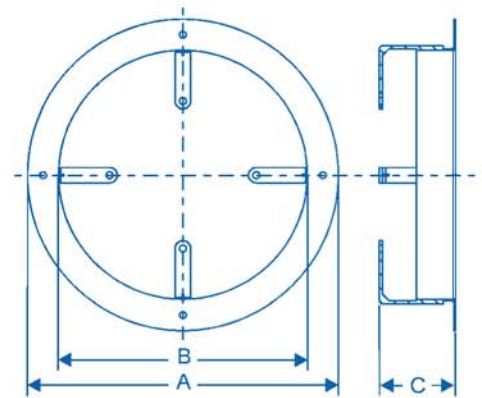
Material: Metal

Part Number		Impellers Ø	A	B	C
1MS100011	mm	154	200	162	49
	inches	6	7.87	6.38	1.93
1MS100012	mm	172	223	180	49
	inches	6 1/2	8.78	7.09	1.93
1MS100013	mm	200	246	200	49
	inches	7 3/4	9.69	7.87	1.93
1MS100014	mm	230	278	238	49
	inches	9	10.94	9.37	1.93
1MS100015	mm	254	300	262	49
	inches	10	11.81	10.31	1.93



Metal Type: Galvanized steel.

Part Number		Impellers Ø	A	B	C
1MS100081	mm	154	200	162	49
	inches	6	7.87	6.38	1.93
1MS100082	mm	172	223	180	49
	inches	6 1/2	8.78	7.09	1.93
1MS100083	mm	200	246	200	49
	inches	7 3/4	9.69	7.87	1.93
1MS100084	mm	230	278	238	49
	inches	9	10.94	9.37	1.93
1MS100085	mm	254	300	262	49
	inches	10	11.81	10.31	1.93



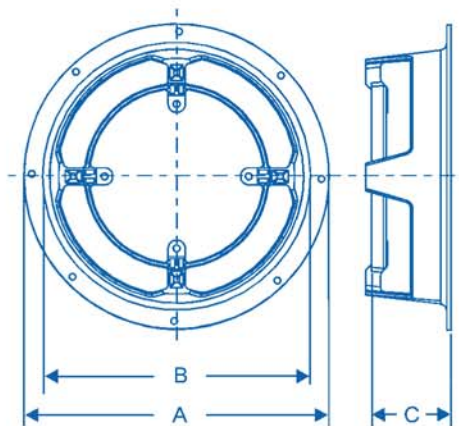
Metal Type: Power coated steel, cream colour.

Wall Rings

Material: Plastic

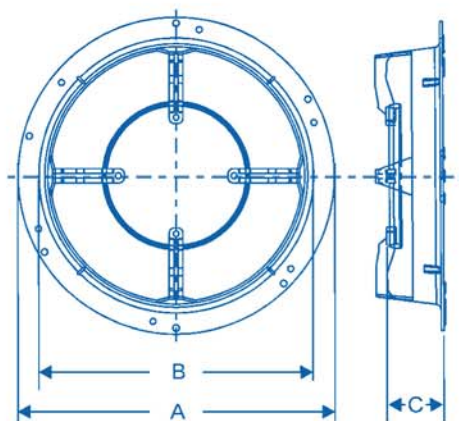
Part Number		Impeller Ø	A	B	C
1MS100089	mm	154	200	161	47
	inches	6	7.87	6.36	1.87

Plastic Type: Du Pont™ Zytel® FR50-NC010A, flame rated V(0), cream colour.



Part Number		Impeller Ø	A	B	C
1MS100088	mm	200	258	211	48
	inches	8	10.16	8.31	1.89

Plastic Type: Du Pont™ Zytel® FR50-NC010A, flame rated V(0), cream colour.



Part Number		Impeller Ø	A	B	C
1MS100073	mm	200	250	211	48
	inches	8	9.84	8.31	1.89

Plastic Type: Polypropylene 40% glass filled, black colour.

